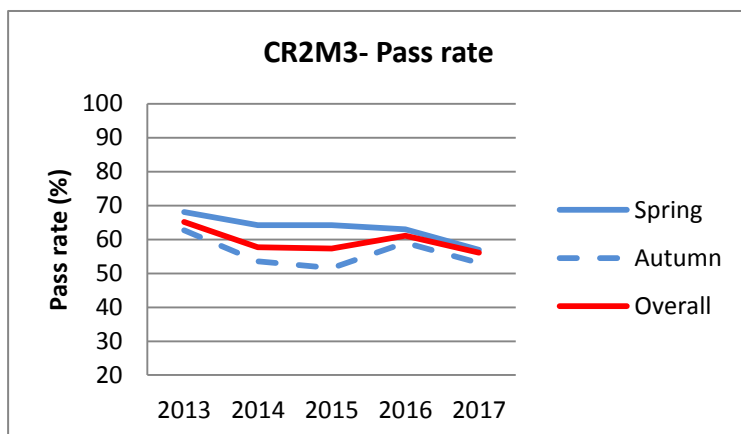
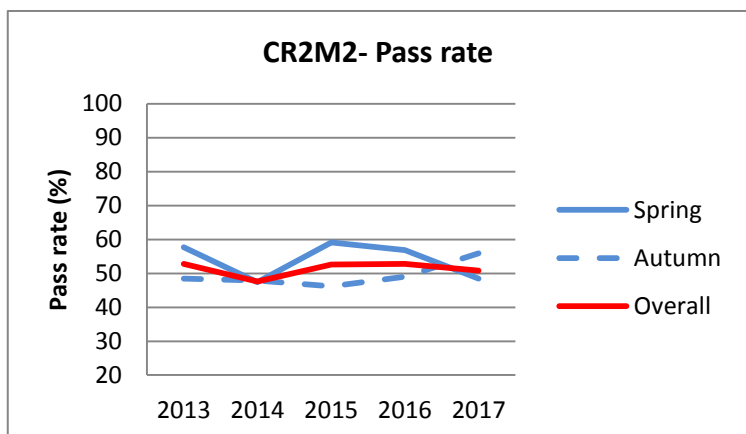
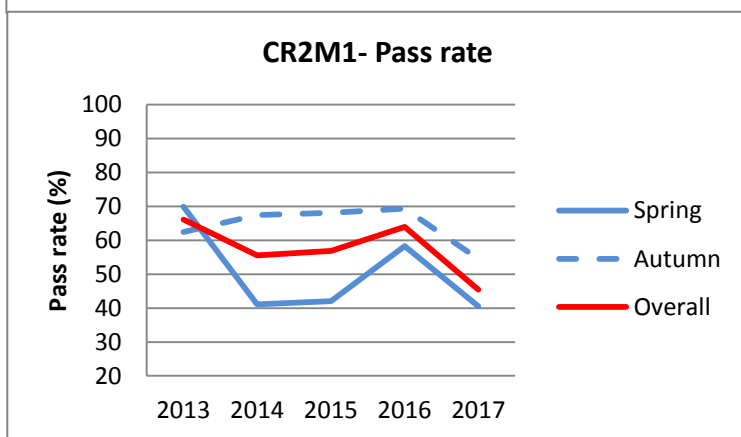
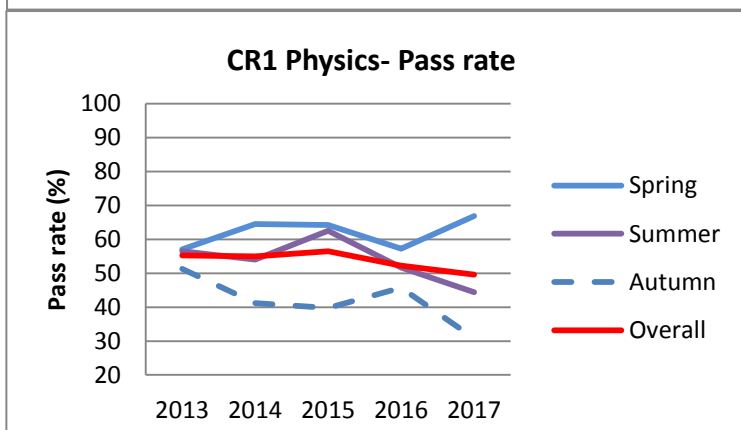
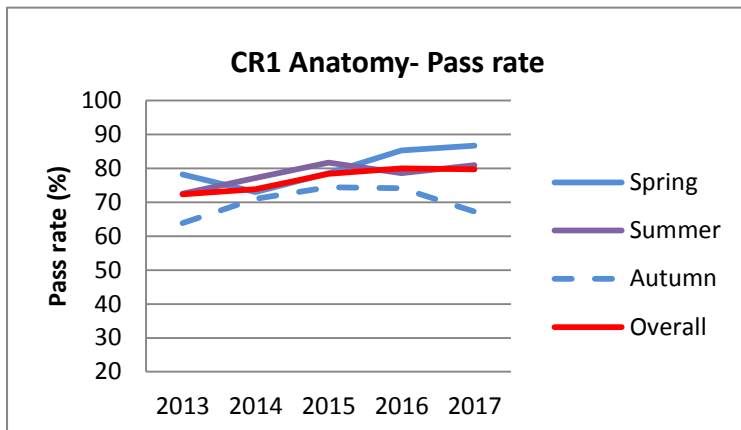


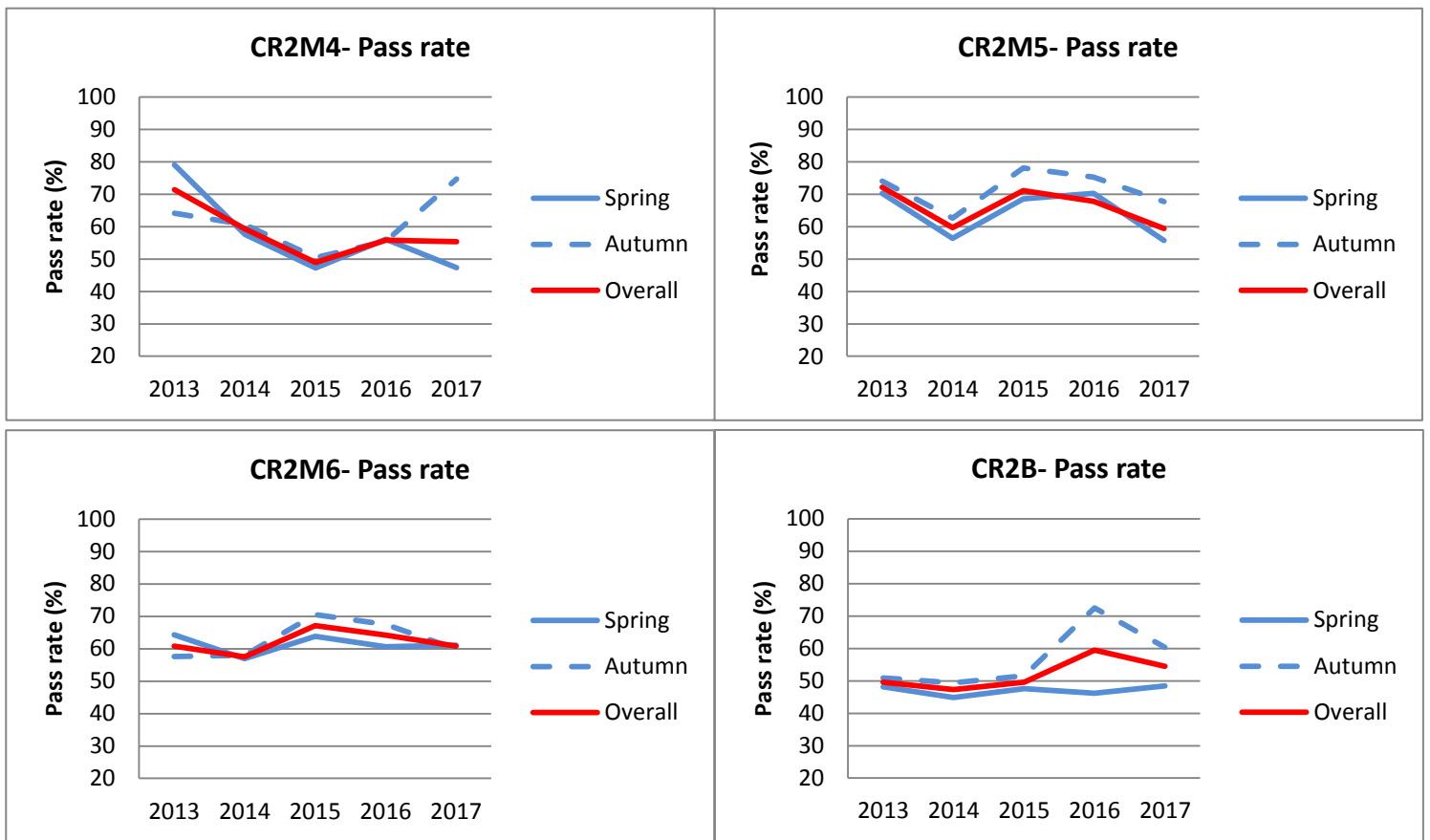
## Clinical Radiology Examinations 2013 - 2017

The following report is a summary of radiology examination data and pass rates over the last five years.

**Table 1: Pass Rates (all candidates)**

Pass rates %		2013	2014	2015	2016	2017
CR1 Anatomy	Spring	78.2	73.0	78.5	85.2	86.7
	Summer	72.5	77.1	81.7	78.5	80.9
	Autumn	63.8	71.0	74.4	74.1	67.2
	Overall	72.3	73.8	78.4	80.0	79.7
CR1 Physics	Spring	57.0	64.5	64.2	57.2	66.8
	Summer	56.5	54.0	62.5	51.7	44.4
	Autumn	51.3	41.2	39.8	45.7	30.8
	Overall	55.2	55.0	56.5	52.2	49.6
CR2A Module 1	Spring	69.9	41.1	42.0	58.3	40.5
	Autumn	62.4	67.4	68.1	69.3	54.5
	Overall	66.1	55.5	56.8	63.9	45.4
CR2A Module 2	Spring	57.7	47.4	59.1	56.8	48.4
	Autumn	48.4	47.9	46.2	49.0	55.9
	Overall	52.8	47.6	52.6	52.8	50.8
CR2A Module 3	Spring	68.1	64.2	64.2	63.0	56.9
	Autumn	62.7	53.5	51.6	59.0	53.1
	Overall	65.1	57.7	57.3	61.1	56.1
CR2A Module 4	Spring	79.0	57.6	47.2	56.1	47.3
	Autumn	64.1	60.6	50.4	55.5	74.7
	Overall	71.4	59.3	48.9	55.8	55.3
CR2A Module 5	Spring	70.2	56.4	68.5	70.2	55.7
	Autumn	74.0	62.6	78.1	75.2	67.7
	Overall	72.1	59.7	71.1	67.8	59.4
CR2A Module 6	Spring	64.3	56.9	63.8	60.6	61.1
	Autumn	57.6	58.0	70.5	67.5	60.0
	Overall	60.8	57.5	67.1	64.2	60.8
CR2B	Spring	48.2	44.9	47.6	46.2	48.4
	Autumn	50.9	49.4	51.6	72.5	60.3
	Overall	49.6	47.3	49.6	59.5	54.5
CR2A (New)	Winter					52.3



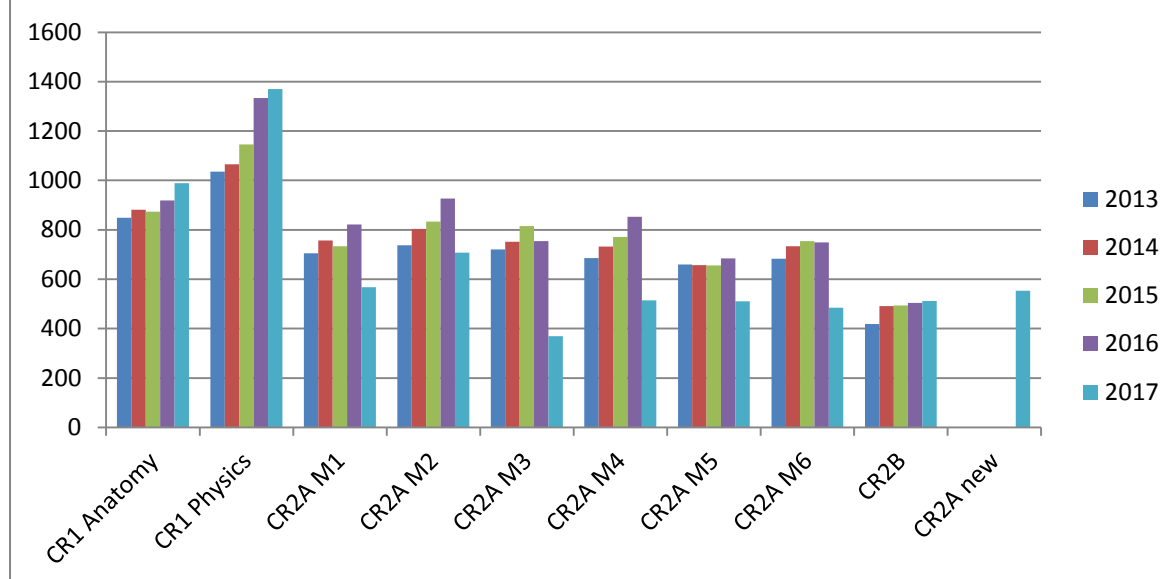


**Table 2: Candidate Numbers by Exam Sitting**

Exam	Sitting	2013	2014	2015	2016	2017	Diff 2017-2016
CR1 Anatomy	Spring	344	378	368	379	437	58
	Summer	262	279	268	274	278	4
	Autumn	243	224	238	266	274	8
	Overall	849	881	874	919	989	70
CR1 Physics	Spring	442	482	500	566	587	21
	Summer	283	272	307	352	338	-14
	Autumn	310	311	339	416	445	29
	Overall	1035	1065	1146	1334	1370	36
CR2A M1	Spring	346	343	317	408	368	-40
	Autumn	359	414	417	414	200	-214
	Overall	705	757	734	822	568	-254
CR2A M2	Spring	352	397	416	447	479	32
	Autumn	386	407	418	480	229	-251
	Overall	738	804	834	927	708	-219
CR2A M3	Spring	329	313	371	403	288	-115
	Autumn	391	439	444	351	81	-270
	Overall	720	752	815	754	369	-385
CR2A M4	Spring	338	323	352	435	364	-71
	Autumn	348	409	419	418	150	-268
	Overall	686	732	771	853	514	-339
CR2A M5	Spring	325	307	337	309	352	43
	Autumn	335	350	319	375	158	-217
	Overall	660	657	656	684	510	-174
CR2A M6	Spring	322	348	378	355	365	10
	Autumn	361	386	376	394	120	-274
	Overall	683	734	754	749	485	-264
CR2B	Spring	195	234	246	249	250	1
	Autumn	224	257	248	255	262	7
	Overall	419	491	494	504	512	8
CR2A (New)	Winter					553	
<b>Total</b>		<b>6495</b>	<b>6873</b>	<b>7078</b>	<b>7546</b>	<b>6578</b>	

Candidates sitting numbers look to be down in 2017 but this is mainly due to the CR2A change of format.

## Candidate Numbers by Year

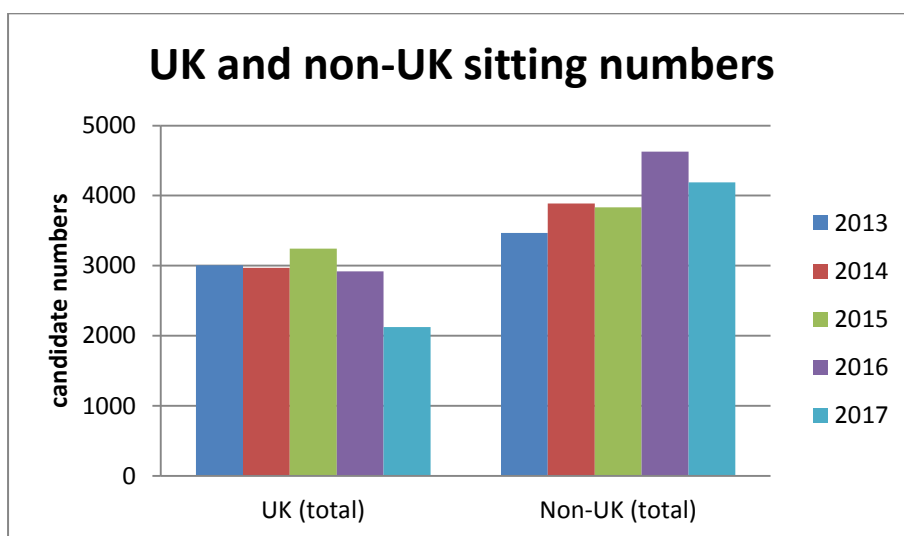


**Table 3: Pass rates for UK Trained and Overseas (non-UK) Candidates**

Pass Rates %		2013		2014		2015		2016		2017	
		UK	Non	UK	Non	UK	Non	UK	Non	UK	Non
CR1 Anatomy	Spring	82	69	78	66	82	73	88	80	94	75
	Summer	79	71	85	56	89	80	73	79	78	81
	Autumn	75	71	89	70	57	75	44	75	44	68
CR1 Physics	Spring	75	40	82	49	84	46	79	39	89	47
	Summer	76	53	74	50	70	61	62	51	59	43
	Autumn	44	52	36	42	46	40	43	46	31	31
CR2A M1	Spring	80	64	53	35	56	33	70	51	59	37
	Autumn	75	56	78	61	77	63	80	66	63	53
CR2A M2	Spring	57	58	61	39	60	50	71	48	58	46
	Autumn	52	46	59	38	53	41	53	48	50	57
CR2A M3	Spring	60	74	77	56	70	60	63	59	46	59
	Autumn	59	66	51	56	52	51	60	59	46	54
CR2A M4	Spring	77	80	64	53	56	40	61	53	61	45
	Autumn	54	74	60	61	58	44	59	54	79	74
CR2A M5	Spring	68	72	48	64	78	60	71	70	63	53
	Autumn	68	78	65	61	81	76	80	73	63	69
CR2A M6	Spring	58	70	57	36	69	59	63	57	61	65
	Autumn	55	59	57	59	69	71	68	67	48	63
CR2B	Spring	69.7	33.6	67.3	27.4	70.8	30.0	64.3	32.8	66.3	35.5
	Autumn	60.5	19.6	66.1	17.9	64.6	28.6	80.4	43.1	68.6	37.5
CR2A (New)	Winter	n/a	n/a	n/a	n/a	n/a	n/a	n/a	n/a	54.7	50.3

**Table 4: Sitting numbers for UK trained and overseas (non-UK) candidates**

Sitting numbers		2013		2014		2015		2016		2017	
		UK	Non	UK	Non	UK	Non	UK	Non	UK	Non
CR1 Anatomy	Spring	209	135	218	158	233	135	257	122	277	160
	Summer	45	217	57	220	110	158	43	231	24	254
	Autumn	18	224	12	212	26	212	18	248	13	261
CR1 Physics	Spring	223	219	232	247	249	251	268	298	287	300
	Summer	55	228	46	226	123	184	67	285	39	299
	Autumn	25	284	20	291	42	297	35	381	22	423
CR2A M1	Spring	171	173	148	194	134	183	182	226	93	275
	Autumn	160	197	178	235	199	218	135	279	47	153
CR2A M2	Spring	169	181	182	214	185	231	204	243	143	336
	Autumn	191	194	163	244	201	217	168	312	63	166
CR2A M3	Spring	165	163	142	171	156	215	174	229	59	229
	Autumn	224	167	210	229	233	211	92	259	18	63
CR2A M4	Spring	178	158	163	160	157	195	196	239	96	268
	Autumn	193	154	200	209	217	202	129	289	30	120
CR2A M5	Spring	165	158	164	143	164	173	133	176	109	243
	Autumn	168	166	165	185	149	170	165	210	48	110
CR2A M6	Spring	182	139	173	175	180	198	156	199	106	259
	Autumn	199	162	183	203	180	196	152	242	45	75
CR2B	Spring	90	104	128	103	130	113	137	111	117	133
	Autumn	177	46	187	68	176	72	206	49	201	61
CR2A (New)	Winter	n/a	n/a	n/a	n/a	n/a	n/a	n/a	n/a	285	268
<b>TOTAL</b>		<b>3007</b>	<b>3469</b>	<b>2971</b>	<b>3887</b>	<b>3244</b>	<b>3831</b>	<b>2917</b>	<b>4628</b>	<b>2122</b>	<b>4188</b>



Candidates sitting numbers look to be down in 2017 for both UK and non-UK trainees but this is mainly due to the CR2A change of format.

**Table 5: UK trainee first attempt pass rates (%)**

Exam and sitting		2013	2014	2015	2016	2017
CR1 Anatomy	Spring	81.1	79.8	82.1	88.6	93.7
	Summer	100.0	66.7	79.7	85.7	100.0
	Autumn	85.7	83.3	75.0	80.0	57.1
CR1 Physics	Spring	74.7	84.3	84.7	79.5	88.8
	Summer	33.3	60.0	67.5	77.8	75.0
	Autumn	66.7	50.0	68.4	50.0	37.5
CR2 M1	Spring	77.4	51.1	53.7	70.8	72.2
	Autumn	74.8	77.5	76.5	80.0	87.5
CR2 M2	Spring	56.1	60.2	64.5	72.1	51.2
	Autumn	44.8	62.1	52.8	52.9	28.6
CR2 M3	Spring	68.4	81.1	70.4	69.8	66.7
	Autumn	61.4	54.2	52.8	72.2	50.0
CR2 M4	Spring	78.1	61.7	57.8	60.0	52.6
	Autumn	55.0	61.2	54.8	52.6	100.0
CR2 M5	Spring	69.2	61.2	81.1	71.8	69.8
	Autumn	70.2	70.2	84.8	78.8	63.6
CR2 M6	Spring	58.0	63.7	77.0	64.1	51.3
	Autumn	62.3	52.9	69.7	67.9	50.0
CR2B	Spring	64.9	48.0	57.8	63.3	63.0
	Autumn	61.6	63.1	71.1	82.7	72.8
CR2A (New)	Winter					52.3

**Table 6: UK trainee first attempt sitting numbers**

Exam and sitting		2013	2014	2015	2016	2017
CR1 Anatomy	Spring	196	208	224	245	271
	Summer	8	12	69	14	5
	Autumn	7	6	16	5	7
	Overall	211	226	309	264	283
CR1 Physics	Spring	198	216	229	244	268
	Summer	6	5	80	9	4
	Autumn	6	6	19	4	8
	Overall	210	227	328	257	280
CR2 M1	Spring	115	92	95	106	36
	Autumn	123	111	136	65	8
	Overall	238	203	231	171	44
CR2 M2	Spring	114	83	110	86	41
	Autumn	116	95	127	85	7
	Overall	230	178	237	171	48
CR2 M3	Spring	79	53	54	53	12
	Autumn	158	179	178	18	2
	Overall	237	232	232	71	14
CR2 M4	Spring	96	81	83	75	19
	Autumn	149	139	146	38	3
	Overall	245	220	229	113	22
CR2 M5	Spring	107	103	106	78	53
	Autumn	114	94	105	113	11
	Overall	221	197	211	191	64
CR2 M6	Spring	119	91	100	78	39
	Autumn	122	104	122	84	6
	Overall	241	195	222	162	45
CR2B	Spring	37	50	64	60	54
	Autumn	151	141	128	150	158
	Overall	188	191	192	210	212
CR2A (New)	Winter					553