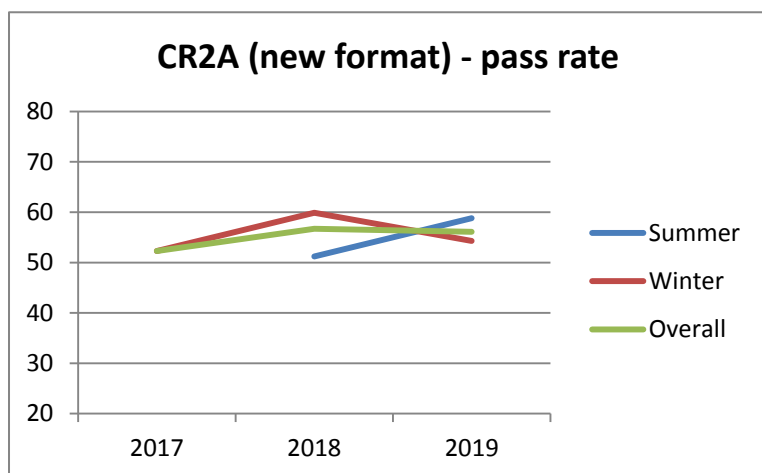
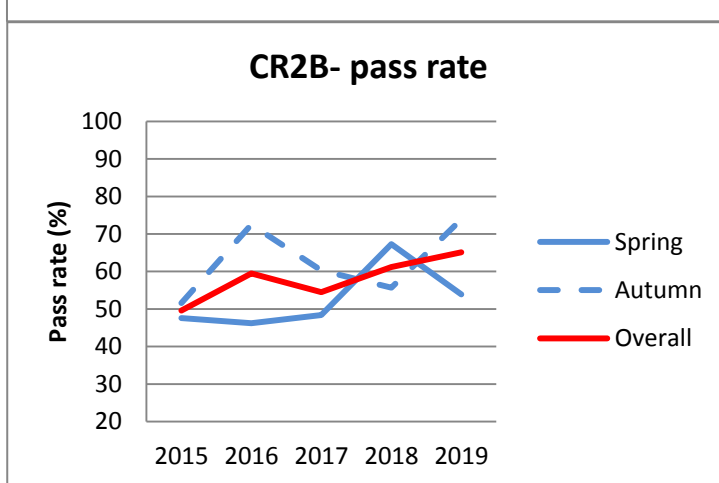
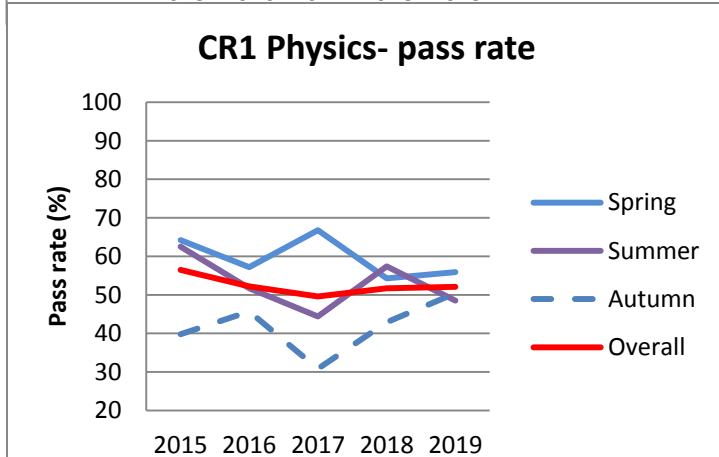
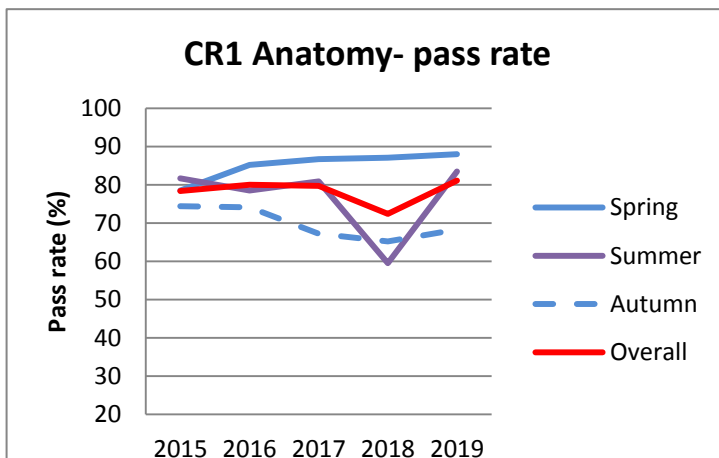


Clinical Radiology Examination Metrics 2015 - 2019

The following report is a summary of examination data over the last five years of sittings, including pass rates, sitting numbers and reliability scores.

Table 1: Pass rates (%)

Exam	Sitting	2015	2016	2017	2018	2019
*CR1 Anatomy	Spring	78.5	85.2	86.7	87.1	88.0
	Summer	81.7	78.5	80.9	59.5	83.5
	Autumn	74.4	74.1	67.2	65.2	68.3
	Overall	78.4	80.0	79.7	72.4	81.1
CR1 Physics	Spring	64.2	57.2	66.8	54.3	55.9
	Summer	62.5	51.7	44.4	57.4	48.5
	Autumn	39.8	45.7	30.8	42.9	50.4
	Overall	56.5	52.2	49.6	51.7	52.1
CR2A M1	Spring	42.0	58.3	40.5	93.3	n/a
	Autumn	68.1	69.3	54.5	100	n/a
	Overall	56.8	63.9	45.4	93.8	n/a
CR2A M2	Spring	59.1	56.8	48.4	87.1	n/a
	Autumn	46.2	49.0	55.9	100	n/a
	Overall	52.6	52.8	50.8	88.6	n/a
CR2A M3	Spring	64.2	63.0	56.9	75.0	n/a
	Autumn	51.6	59.0	53.1	100	n/a
	Overall	57.3	61.1	56.1	80.0	n/a
CR2A M4	Spring	47.2	56.1	47.3	100	n/a
	Autumn	50.4	55.5	74.7	n/a	n/a
	Overall	48.9	55.8	55.3	100	n/a
CR2A M5	Spring	68.5	70.2	55.7	90.4	n/a
	Autumn	78.1	75.2	67.7	100	n/a
	Overall	71.1	67.8	59.4	91.3	n/a
CR2A M6	Spring	63.8	60.9	61.1	83.3	n/a
	Autumn	70.5	67.5	60.0	75.0	n/a
	Overall	67.1	64.2	60.8	81.8	n/a
CR2B	Spring	47.6	46.2	48.4	67.3	53.9
	Autumn	51.6	72.5	60.3	55.7	73.9
	Overall	49.6	59.5	54.5	61.2	65.1
CR2A (New)	Summer	n/a	n/a	n/a	51.2	58.8
	Winter	n/a	n/a	52.3	59.9	54.3
	Overall	n/a	n/a	52.3	56.7	56.1



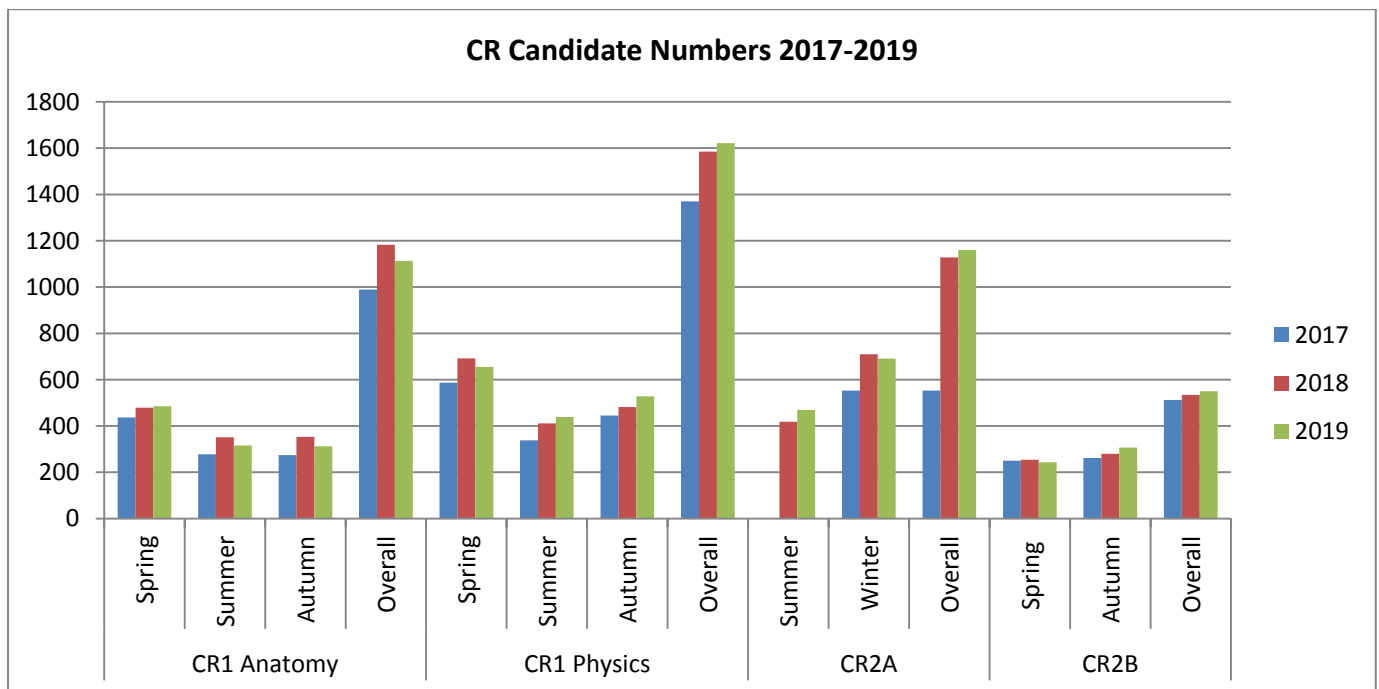
*CR1 Anatomy prior to 2018 consisted of multiple sets therefore the pass rates shown are averages

There are large pass rate variations between Spring/Summer/ Autumn sittings, this is largely due to different cohorts; for example there are very few UK candidates at the CR1 Autumn sittings. Autumn 2018 was the final sitting of the modular CR2A exam and there were very low candidate numbers per module.

Table 2: Candidate numbers by exam sitting

Exam	Sitting	2015	2016	2017	2018	2019	Diff 2019-2018
CR1 Anatomy	Spring	368	379	437	479	485	6
	Summer	268	274	278	351	316	-35
	Autumn	238	266	274	353	312	-41
	Overall	874	919	989	1183	1113	-70
CR1 Physics	Spring	500	566	587	692	655	-37
	Summer	307	352	338	411	439	28
	Autumn	339	416	445	482	528	46
	Overall	1146	1334	1370	1585	1622	37
CR2A M1	Spring	317	408	368	15	n/a	n/a
	Autumn	417	414	200	1	n/a	n/a
	Overall	734	822	568	16	n/a	n/a
CR2A M2	Spring	416	447	479	31	n/a	n/a
	Autumn	418	480	229	4	n/a	n/a
	Overall	834	927	708	35	n/a	n/a
CR2A M3	Spring	371	403	288	4	n/a	n/a
	Autumn	444	351	81	1	n/a	n/a
	Overall	815	754	369	5	n/a	n/a
CR2A M4	Spring	352	435	364	5	n/a	n/a
	Autumn	419	418	150	0	n/a	n/a
	Overall	771	853	514	5	n/a	n/a
CR2A M5	Spring	337	309	352	21	n/a	n/a
	Autumn	319	375	158	2	n/a	n/a
	Overall	656	684	510	23	n/a	n/a
CR2A M6	Spring	378	355	366	18	n/a	n/a
	Autumn	376	394	120	4	n/a	n/a
	Overall	754	749	486	22	n/a	n/a
CR2B	Spring	246	249	250	254	243	-11
	Autumn	248	255	262	280	307	27
	Overall	494	504	512	534	550	16
CR2A (New)	Summer			n/a	418	469	51
	Winter			553	710	691	-19
	Overall			553	1128	1160	32
Total		7078	7546	6579	4536	4445	-91

Candidate numbers for the CR2A modular exam drop significantly in 2018 as this was the last year of running the exam in this format. Future versions of this report will not include the modular exam statistics.



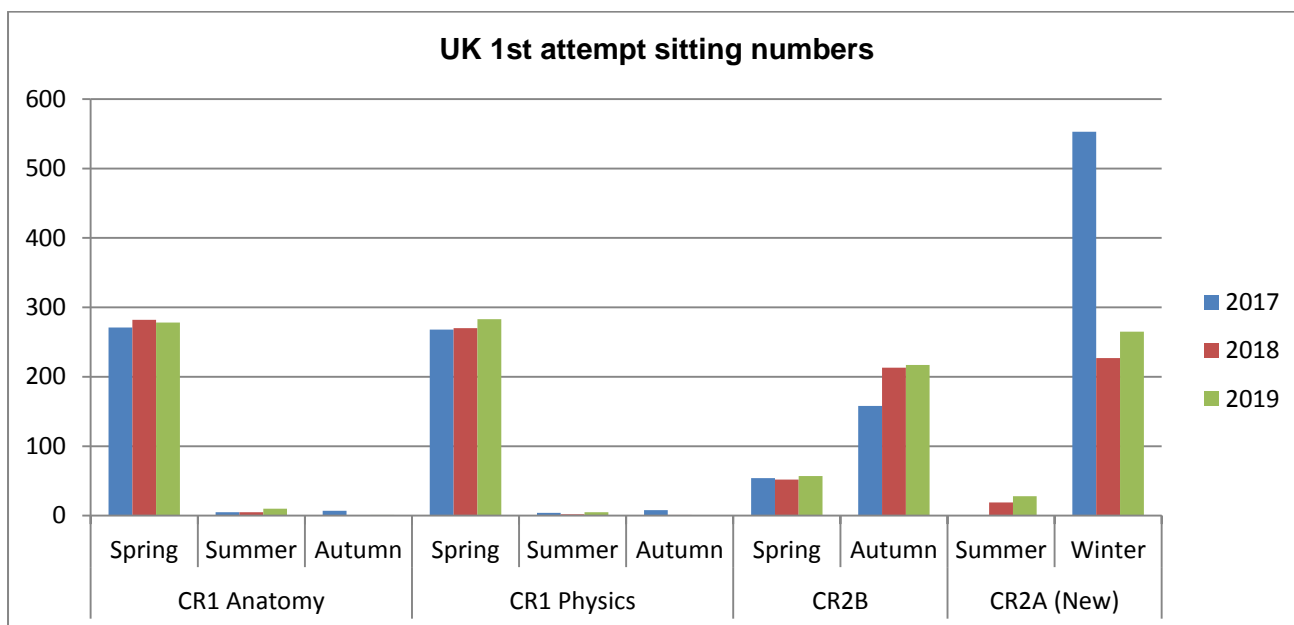
The chart above shows candidate numbers from 2017 onwards, with the new CR2A format only.

Table 3: UK trainee first attempt pass rates (%)

		2015	2016	2017	2018	2019
CR1 Anatomy	Spring	82.1	88.6	93.7	92.9	94.2
	Summer	79.7	85.7	100.0	60.0	90.0
	Autumn	75.0	80.0	57.1	n/a	100.0
CR1 Physics	Spring	84.7	79.5	88.8	83.3	80.0
	Summer	67.5	77.8	75.0	0.0	80.0
	Autumn	68.4	50.0	37.5	100.0	n/a
CR2 M1	Spring	53.7	70.8	72.2	100.0	n/a
	Autumn	76.5	80.0	87.5	n/a	n/a
CR2 M2	Spring	64.5	72.1	51.2	66.7	n/a
	Autumn	52.8	52.9	28.6	n/a	n/a
CR2 M3	Spring	70.4	69.8	66.7	n/a	n/a
	Autumn	52.8	72.2	50.0	n/a	n/a
CR2 M4	Spring	57.8	60.0	52.6	100.0	n/a
	Autumn	54.8	52.6	100.0	n/a	n/a
CR2 M5	Spring	81.1	71.8	69.8	75.0	n/a
	Autumn	84.8	78.8	63.6	n/a	n/a
CR2 M6	Spring	77.0	64.1	51.3	100.0	n/a
	Autumn	69.7	67.9	50.0	n/a	n/a
CR2B	Spring	57.8	63.3	63.0	73.1	50.9
	Autumn	71.1	82.7	72.8	62.0	79.3
CR2A (New)	Summer	n/a	n/a	n/a	52.6	32.1
	Winter	n/a	n/a	52.3	65.6	66.0

Table 4: UK trainee first attempt sitting numbers

		2015	2016	2017	2018	2019
CR1 Anatomy	Spring	224	245	271	282	278
	Summer	69	14	5	5	10
	Autumn	16	5	7	0	1
CR1 Physics	Spring	229	244	268	270	283
	Summer	80	9	4	2	5
	Autumn	19	4	8	1	0
CR2 M1	Spring	95	106	36	2	n/a
	Autumn	136	65	8	0	n/a
CR2 M2	Spring	110	86	41	3	n/a
	Autumn	127	85	7	0	n/a
CR2 M3	Spring	54	53	12	0	n/a
	Autumn	178	18	2	0	n/a
CR2 M4	Spring	83	75	19	2	n/a
	Autumn	146	38	3	0	n/a
CR2 M5	Spring	106	78	53	4	n/a
	Autumn	105	113	11	0	n/a
CR2 M6	Spring	100	78	39	2	n/a
	Autumn	122	84	6	0	n/a
CR2B	Spring	64	60	54	52	57
	Autumn	128	150	158	213	217
CR2A (New)	Summer	n/a	n/a	n/a	19	28
	Winter	n/a	n/a	553	227	265



The chart above shows UK first attempt candidate numbers from 2017 onwards, with the new CR2A format only. The Winter 2017 CR2A exam was the first sitting of the new format exam and therefore all candidates were attempting for the first time.

Table 5: Pass rates for UK trained and overseas (non-UK) candidates

Pass Rates %		2015		2016		2017		2018		2019	
		UK	Non	UK	Non	UK	Non	UK	Non	UK	Non
CR1 Anatomy	Spring	82	73	88	80	94	75	92.3	79.5	94.1	79.4
	Summer	89	80	73	79	78	81	63.0	59.3	91.7	82.9
	Autumn	57	75	44	75	44	68	45.5	65.8	75.0	68.2
CR1 Physics	Spring	84	46	79	39	89	47	81.6	35.6	78.5	37.6
	Summer	70	61	62	51	59	43	78.8	54.3	70.0	44.8
	Autumn	46	40	43	46	31	31	57.1	42.9	72.2	49.6
CR2A M1	Spring	56	33	70	51	59	37	90.9	100	n/a	n/a
	Autumn	77	63	80	66	63	53	100.0	n/a	n/a	n/a
CR2A M2	Spring	60	50	71	48	58	46	86.9	87.5	n/a	n/a
	Autumn	53	41	53	48	50	57	100.0	100.0	n/a	n/a
CR2A M3	Spring	70	60	63	59	46	59	66.6	100	n/a	n/a
	Autumn	52	51	60	59	46	54	100.0	n/a	n/a	n/a
CR2A M4	Spring	56	40	61	53	61	45	100	100	n/a	n/a
	Autumn	58	44	59	54	79	74	n/a	n/a	n/a	n/a
CR2A M5	Spring	78	60	71	70	63	53	93.3	83.3	n/a	n/a
	Autumn	81	76	80	73	63	69	100.0	100.0	n/a	n/a
CR2A M6	Spring	69	59	63	57	61	65	82.3	100	n/a	n/a
	Autumn	69	71	68	67	48	63	75.0	n/a	n/a	n/a
CR2B	Spring	70.8	30.0	64.3	32.8	66.3	35.5	81.3	57.0	60.4	44.4
	Autumn	64.6	28.6	80.4	43.1	68.6	37.5	62.1	31.3	77.0	48.5
CR2A (New)	Summer	n/a	n/a	n/a	n/a	n/a	n/a	48.8	52.2	59.9	58.4
	Winter	n/a	n/a	n/a	n/a	54.7	50.3	61.9	58.4	60.8	48.9

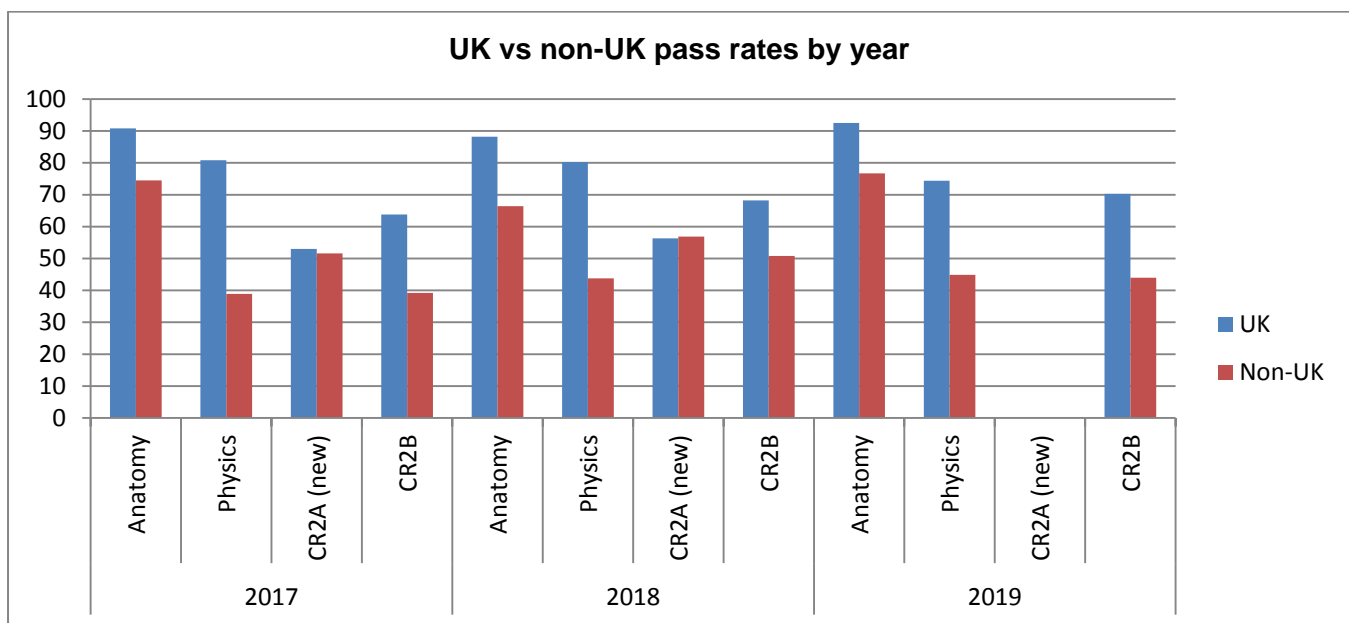


Table 6: Candidate sitting numbers for UK trained and overseas (non-UK) candidates

		2015		2016		2017		2018		2019	
		UK	Non	UK	Non	UK	Non	UK	Non	UK	Non
CR1 Anatomy	Spring	233	135	257	122	277	160	284	195	286	199
	Summer	110	158	43	231	24	254	27	324	24	292
	Autumn	26	212	18	248	13	261	11	342	4	308
CR1 Physics	Spring	249	251	268	298	287	300	282	410	293	362
	Summer	123	184	67	285	39	299	52	359	66	373
	Autumn	42	297	35	381	22	423	14	468	18	510
CR2A M1	Spring	134	183	182	226	93	275	11	4	n/a	n/a
	Autumn	199	218	135	279	47	153	1	0	n/a	n/a
CR2A M2	Spring	185	231	204	243	143	336	23	8	n/a	n/a
	Autumn	201	217	168	312	63	166	2	2	n/a	n/a
CR2A M3	Spring	156	215	174	229	59	229	3	1	n/a	n/a
	Autumn	233	211	92	259	18	63	1	0	n/a	n/a
CR2A M4	Spring	157	195	196	239	96	268	3	2	n/a	n/a
	Autumn	217	202	129	289	30	120	0	0	n/a	n/a
CR2A M5	Spring	164	173	133	176	109	243	15	6	n/a	n/a
	Autumn	149	170	165	210	48	110	1	1	n/a	n/a
CR2A M6	Spring	180	198	156	199	106	259	17	1	n/a	n/a
	Autumn	180	196	152	242	45	75	4	0	n/a	n/a
CR2B	Spring	130	113	137	111	117	133	107	147	144	99
	Autumn	176	72	206	49	201	61	232	48	274	33
CR2A (New)	Summer	n/a	n/a	n/a	n/a	n/a	n/a	123	295	142	327
	Winter	n/a	n/a	n/a	n/a	285	268	289	421	309	382
TOTAL		3244	3831	2917	4628	2122	4456	1205	2591	1560	2885