



The Royal College of Radiologists

## Radiotherapy consent form – gynaecologic cancer

This form should only be used if the patient is over 16 years old and has capacity to give consent. If the patient does not legally have capacity please use an appropriate alternative consent form from your hospital.

### Patient details

Patient name:

---

Date of birth:

---

Patient unique identifier:

---

Name of hospital:

---

Responsible consultant oncologist or consultant therapeutic radiographer:

---

Special requirements: eg, transport, interpreter, assistance

---

### Details of radiotherapy

Radiotherapy type:

---

External beam radiotherapy

Site and side:

(Tick as appropriate)

Pelvis

Vulva/perineum

Groin (inguinal) lymph nodes

Left  Right  Bilateral

Abdominal (para-aortic) lymph nodes

Aim of treatment:

(Tick as appropriate)

**Curative** – to give you the best chance of being curedd

**Adjuvant** – treatment given after surgery to reduce the risk of cancer coming back

**Disease control/palliative** – to improve your symptoms and/or help you live longer but not to cure your cancer

Concurrent systemic anti-cancer therapy:

(Tick as appropriate)

**Yes with** \_\_\_\_\_

**No**

(A separate consent form will cover the possible side-effects of this treatment)

**You may have questions before starting, during or after your radiotherapy.**

Contact details are provided here for any further queries, concerns or if you would like to discuss your treatment further.





---

Patient name:

Patient unique identifier:

## Possible early/short-term side-effects

Start during radiotherapy or shortly after completing radiotherapy and usually resolve within two to six months of finishing radiotherapy. Frequencies are approximate.

<p><b>Expected</b> 50%–100%</p> 	<ul style="list-style-type: none"><li><input type="checkbox"/> <b>Tiredness</b></li><li><input type="checkbox"/> <b>Bowel frequency</b> (opening your bowels more often than normal) and <b>urgency</b> (a sudden urge to open your bowels)</li><li><input type="checkbox"/> <b>Looser stools</b> with more mucous or wind compared to normal</li><li><input type="checkbox"/> <b>Urinary frequency</b> (passing urine more often than normal) and <b>urgency</b> (a sudden urge to pass urine)</li><li><input type="checkbox"/> <b>Hair loss in treatment area</b></li><li><input type="checkbox"/> <b>Radiotherapy to the abdomen:</b><ul style="list-style-type: none"><li>– Nausea and/or vomiting</li></ul></li><li><input type="checkbox"/> <b>Radiotherapy to the lower pelvis/vulva:</b><ul style="list-style-type: none"><li>– Skin soreness, itching, colour change and breakdown</li><li>– Skin irritation when passing urine and opening bowels</li><li>– Rectal pain/discomfort</li><li>– Vaginal itching or discharge</li></ul></li></ul>
<p><b>Common</b> 10%–50%</p> 	<ul style="list-style-type: none"><li><input type="checkbox"/> <b>Skin soreness, itching and colour changes</b> – <b>white/lighter skin:</b> pink, red, darker than surrounding area; <b>brown skin:</b> maroon or darker than surrounding area; <b>black skin:</b> darker than surrounding area, yellow/purple/grey colour changes</li><li><input type="checkbox"/> <b>Skin irritation when passing urine and opening bowels</b></li><li><input type="checkbox"/> <b>Cystitis/pain when you urinate</b></li></ul>
<p><b>Less common</b> Less than 10%</p> 	<ul style="list-style-type: none"><li><input type="checkbox"/> <b>Rectal pain/discomfort</b></li><li><input type="checkbox"/> <b>Vaginal itching or discharge</b></li><li><input type="checkbox"/> <b>Decreased blood counts</b> – causing anaemia, bleeding or risk of infection</li></ul>
<p><b>Rare</b> Less than 1%</p> 	<ul style="list-style-type: none"><li><input type="checkbox"/> <b>Bleeding from your bladder or bowel</b></li></ul>
<p><b>Specific risks to you from your treatment</b></p>	
<p>I confirm that I have had the above side-effects explained.</p>	

Patient initials

Patient name:

Patient unique identifier:

## Possible late or long-term side-effects

May happen many months or years after radiotherapy and may be permanent. Frequencies are approximate. Many of these late side effects, taken in combination, are often referred to as pelvic radiation disease.

<b>Definite</b> 100%	<p><b>This is important. If the uterus (womb) and/or ovaries are in the treatment field, please let us know about your plans for having children and we can advise accordingly.</b></p> <p><input type="checkbox"/> <b>Early menopause</b> – symptoms of this may start during or shortly after radiotherapy. Egg and hormone production will stop.</p> <p><input type="checkbox"/> <b>Infertility</b> – you will be unable to carry a pregnancy in the uterus (womb) after radiotherapy, but you must use contraception when having vaginal sex during radiotherapy</p>
<b>Expected</b> 50%–100%	<p><input type="checkbox"/> <b>Vaginal narrowing, shortening or dryness</b> – this may impact vaginal intercourse, and the comfort and quality of a vaginal examination. You may be advised to use vaginal dilators after treatment which may reduce this risk.</p>
<b>Common</b> 10%–50%	<p><input type="checkbox"/> <b>Urinary frequency</b> (passing urine more often than normal) and <b>urgency</b> (a sudden urge to pass urine)</p> <p><input type="checkbox"/> <b>Urinary incontinence</b> – including urine leaking when coughing or straining</p> <p><input type="checkbox"/> <b>Bowel frequency</b> (opening your bowels more often than normal) and <b>urgency</b> (a sudden urge to open your bowels)</p> <p><input type="checkbox"/> <b>Looser stools</b> compared to normal</p> <p><input type="checkbox"/> <b>Asymptomatic pelvic bone fractures</b> particularly when post-menopausal</p> <p><input type="checkbox"/> <b>Radiotherapy to the lower pelvis/vulva</b></p> <ul style="list-style-type: none"><li>– <b>Hair loss</b> in treatment area</li><li>– <b>Lymphoedema</b> – (fluid build-up) in your legs or pubic area</li><li>– <b>Skin thickening or discoloration</b> lighter or darker for any skin tone, or visible blood vessels</li><li>– <b>Skin thinning</b></li></ul>
<b>Less common</b> Less than 10%	<p><input type="checkbox"/> <b>Cystitis/pain when you urinate</b></p> <p><input type="checkbox"/> <b>Reduced bladder capacity</b></p> <p><input type="checkbox"/> <b>Rectal pain/discomfort</b> – which may worsen on opening your bowels. This may also affect your sex life if you receive anal sex.</p> <p><input type="checkbox"/> <b>Faecal discharge/soiling</b></p> <p><input type="checkbox"/> <b>Bleeding from your bladder or bowel or vagina</b></p> <p><input type="checkbox"/> <b>Bowel/bladder damage which may require surgery</b> – due to stricture (narrowing), fistula (abnormal connection between two parts of your body) and may require stoma formation.</p> <p><input type="checkbox"/> <b>Duodenal ulceration</b></p> <p><input type="checkbox"/> <b>Symptomatic pelvic bone fractures</b> particularly when post-menopausal</p> <p><input type="checkbox"/> <b>Kidney impairment</b></p> <p><input type="checkbox"/> <b>Malabsorption</b> – problems with nutrient absorption</p> <p><input type="checkbox"/> <b>Hair loss in treatment area</b></p> <p><input type="checkbox"/> <b>Lymphoedema</b> – (fluid build-up) in your legs or pubic area</p>
<b>Rare</b> Less than 1%	<p><input type="checkbox"/> <b>Skin thickening or discoloration</b> lighter, darker or visible blood vessels</p> <p><input type="checkbox"/> <b>Ureteric strictures</b> – narrowing of tubes running from kidneys and bladder</p> <p><input type="checkbox"/> <b>A different cancer in the treatment area</b></p> <p><input type="checkbox"/> <b>Radiation induced nerve damage in the lower back area</b></p>
<b>Specific risks to you from your treatment</b>	
<p><b>I confirm that I have had the above side-effects explained.</b></p>	
<p><b>Patient initials</b> <input type="text"/></p>	

Patient name:

Patient unique identifier:

## Statement of health professional

(to be filled in by health professional with appropriate knowledge of proposed procedure)

- I have discussed what the treatment is likely to involve, the intended aims and side-effects of this treatment.
- I have also discussed the benefits and risks of any available alternative treatments including no treatment.
- I have discussed any particular concerns of this patient.

Patient information leaflet provided:  Yes /  No – Details: \_\_\_\_\_

Copy of consent form accepted by patient:  Yes /  No

Signature:

Date:

Name:

Job title:

## Statement of patient

- I have had the aims and possible side effects of treatment explained to me and the opportunity to discuss alternative treatment and I agree to the course of treatment described on this form.
- I understand that a guarantee cannot be given that a particular person will perform the radiotherapy. The person will, however, have appropriate expertise.
- I have been told about additional procedures which are necessary prior to treatment or may become necessary during my treatment. This may include permanent skin marks and photographs to help with treatment planning and identification.
- I agree that information collected during my treatment, including images and my health records may be used for education, audit and research. All information will be anonymised. I am aware I can withdraw consent at anytime.

### Tick if relevant

- I confirm that there is no risk that I could be pregnant.
- I understand that I should not become pregnant during treatment.

**Note:** if there is any possibility of you being pregnant you must tell your hospital doctor/health professional before your treatment as this can cause significant harm to an unborn foetus. Testosterone and other hormone treatments are not contraception.

- I understand that if I were to continue to smoke it could have a significant impact on the side-effects I experience and the efficacy of my treatment.

- I do not have a pacemaker and/or implantable cardioverter defibrillator (ICD). **or**
- I have a pacemaker and/or implantable cardioverter defibrillator (ICD) and I have had the risks associated with this explained to me.

Signature:

Patient name:

Date:

## Statement of

interpreter

witness (where appropriate)

I have interpreted the information contained in this form to the patient to the best of my ability and in a way in which I believe they can understand.

**or**

I confirm that the patient is unable to sign but has indicated their consent.

Signature:

Name:

Date:

## Patient confirmation of consent

(To be signed prior to the start of radiotherapy)

I confirm that I have no further questions and wish to go ahead with treatment.

Patient initials

Date: